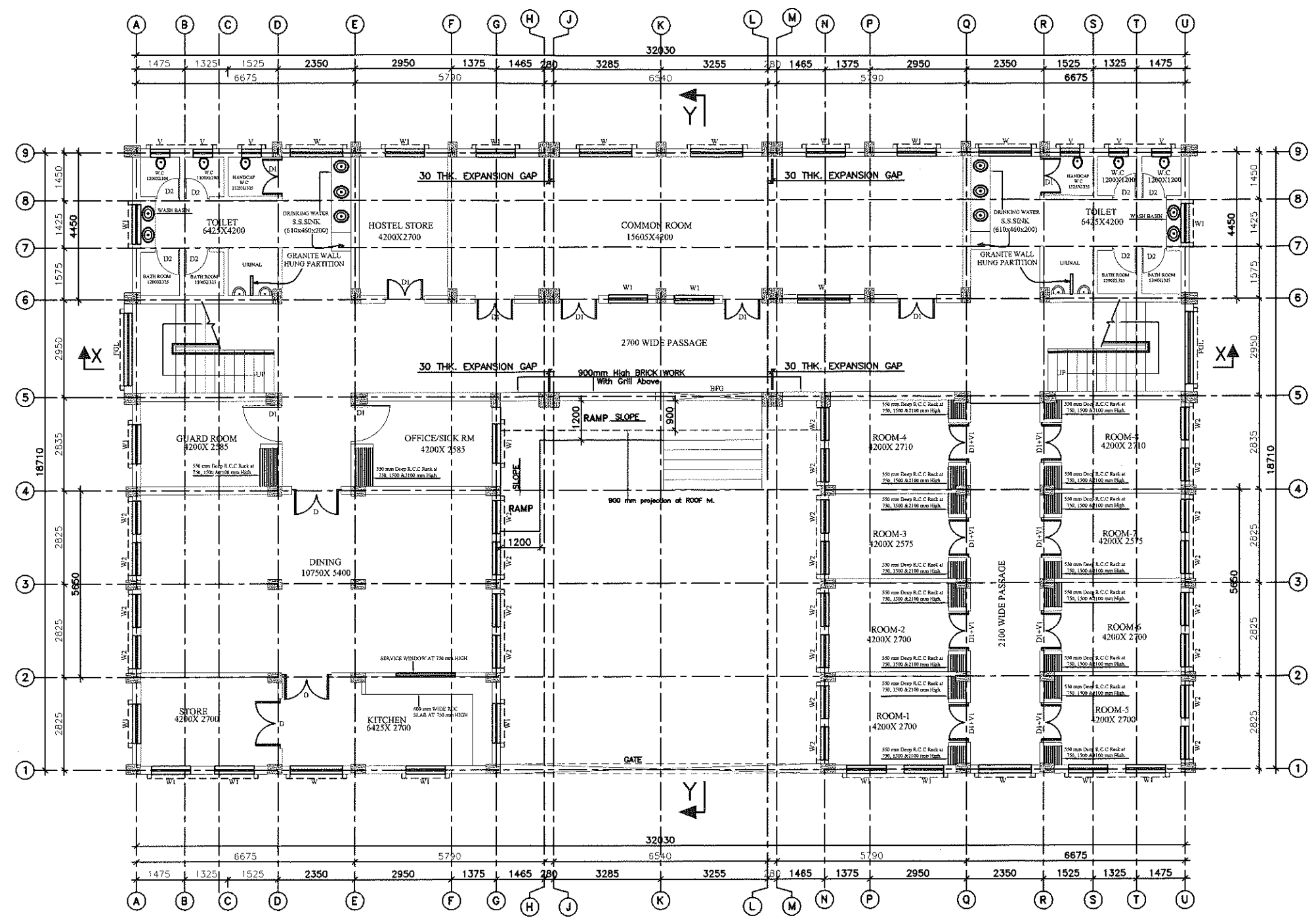


SCHEDULE OF DOORS & WINDOWS					
SL.NO.	TYPE	WIDTH	HEIGHT	NOS.	DESCRIPTION
1	D	1500	2100	4	DOUBLE PANEL WOODEN DOOR
2	D1	1200	2100	15	DOUBLE PANEL WOODEN DOOR
3	D2	750	2100	12	SINGLE PANEL WOODEN DOOR
4	W	1600	1200	7	STEEL FRAME GLAZED WINDOW
5	W1	1200	1200	15	STEEL FRAME GLAZED WINDOW
6	W2	1000	1200	24	STEEL FRAME GLAZED WINDOW
7	V	600	600	6	STEEL GLAZED VANTILATION
8	V1	1200	300	8	STEEL GLAZED VANTILATION
9	FGL	2200	2100	2	GLAZED VANTILATION
10	BFG	3000	2400	1	BIFOLD GRILL GATE



GROUND FLOOR PLAN
 AREA - 498.00 sqm (5358.48 sqft.)
 (SCALE 1:75)

*Drinking water provision done
 Paulraj Singh
 11-7-18*

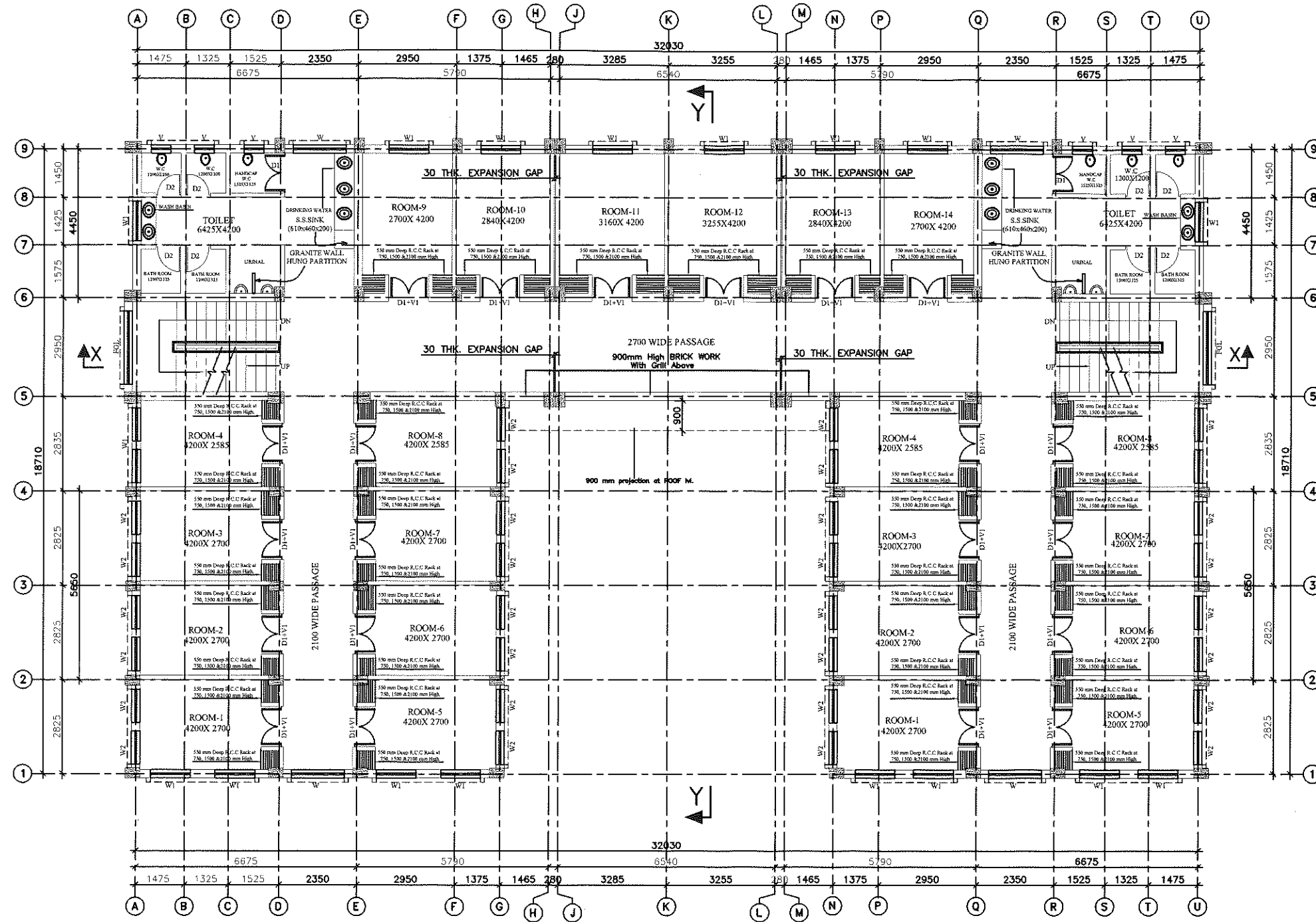
BIHAR STATE EDUCATIONAL INFRASTRUCTURE DEVELOPMENT CORPORATION LTD. SHIKSHA BHAWAN, SAIDPUR, PATNA			
<i>A-10244</i> 11-7-18 DMC BSEIDC, PATNA	<i>Paulraj Singh</i> 11-7-18 SENIOR (ARCH.) BSEIDC, PATNA	S.E. BSEIDC, PATNA	C.E. BSEIDC, PATNA
PROJECT	PROPOSED CONSTRUCTION OF NEW BOY'S HOSTEL FOR 100 STUDENTS (DIET, PTEC, CTE, BITE)		
DEPT.	BIHAR STATE EDUCATIONAL INFRASTRUCTURE DEVELOPMENT CORPORATION LTD. SHIKSHA BHAWAN, SAIDPUR, PATNA		
ARCHT. AND CONSULTANT	RDCS RANCHI DESIGN & CONSULTANCY SERVICES PVT. LTD. SOUTH OFFICE PARA, NEAR ST. XAVIER SCHOOL DORANDA, RANCHI-834002		
CHECKED & APPROVED	S.L.GOPE	GROUND FLOOR PLAN	
DESIGN BY	S.A.		
DRAWN BY	pradeep		
SIZE-	SCALE 1:75	DRG. NO.-RDCS/BSEIDC/0033/HOS/001	SHEET 1 OF 4

NOTES:-
 1. ALL DIMENSIONS AND LEVELS ARE IN mm. & FIGURED DIMENSIONS SHALL BE FOLLOWED.
 2. ±0.00 LEVEL CORRESPONDS TO PLINTH LEVEL(P.L.) OF BUILDING. WHICH IS 1050mm ABOVE FINISHED GROUND LEVEL(G.L.).

3. ALL RCC WORK SHALL BE OF M25 GRADE CONCRETE.
 4. BRICKWORK SHALL BE WITH 100A BRICKS IN CEMENT MORTAR 1:6.

REV.	DESCRIPTION	DATE	BY

SCHEDULE OF DOORS & WINDOWS					
SL.NO.	TYPE	WIDTH	HEIGHT	NOS.	DESCRIPTION
1	D1	1200	2100	22	DOUBLE PANEL WOODEN DOOR
2	D2	750	2100	12	SINGLE PANEL WOODEN DOOR
3	W	1600	1200	4	STEEL FRAME GLAZED WINDOW
4	W1	1200	1200	16	STEEL FRAME GLAZED WINDOW
5	W2	1000	1200	32	STEEL FRAME GLAZED WINDOW
6	V	500	600	6	STEEL GLAZED VANTILATION
7	V1	1200	300	22	STEEL GLAZED VANTILATION
8	FGL	2200	2100	2	GLAZED VANTILATION



FIRST FLOOR PLAN
 AREA - 498.00 sqm (5358.48 sqft.)
 (SCALE 1:75)

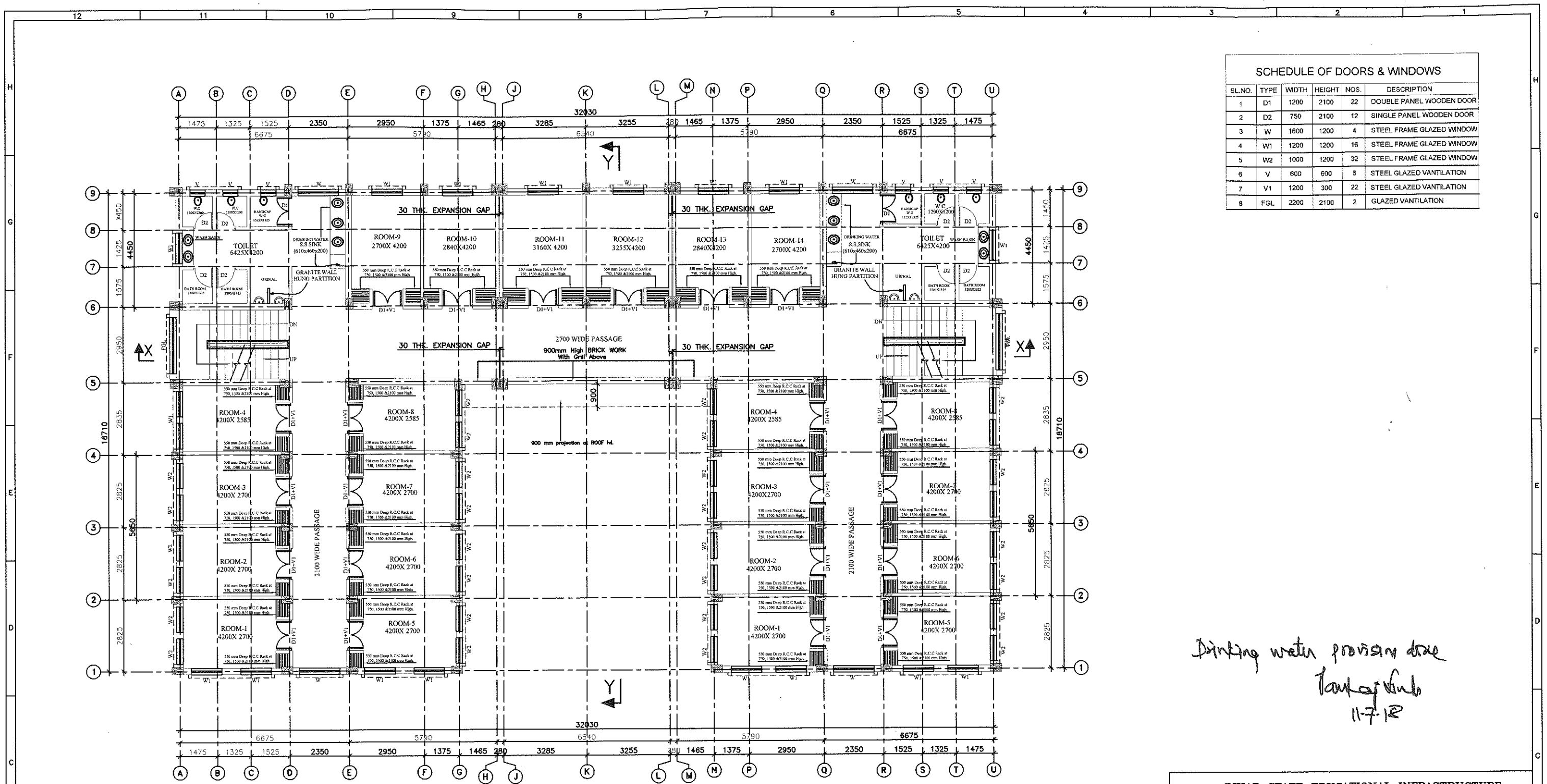
*Drinking water provision done
 Panjay Gub
 11-7-18*

- NOTES:-
- ALL DIMENSIONS AND LEVELS ARE IN mm. & FIGURED DIMENSIONS SHALL BE FOLLOWED.
 - ±0.00 LEVEL CORRESPONDS TO PLINTH LEVEL(P.L.) OF BUILDING. WHICH IS 1050mm ABOVE FINISHED GROUND LEVEL(G.L.).

- ALL RCC WORK SHALL BE OF M25 GRADE CONCRETE.
- BRICKWORK SHALL BE WITH 100A BRICKS IN CEMENT MORTAR 1:6.

REV.	DESCRIPTION	DATE	BY

BIHAR STATE EDUCATIONAL INFRASTRUCTURE DEVELOPMENT CORPORATION LTD. SHIKSHA BHAWAN, SAIDPUR, PATNA				
<i>A-100241</i> 11-7-18 ARCH. Ome BSEIDC, PATNA	<i>Panjay Gub</i> 11-7-18 SENIOR (ARCH.) BSEIDC, PATNA	S.E. BSEIDC, PATNA	C.E. BSEIDC, PATNA	
PROJECT	PROPOSED CONSTRUCTION OF NEW BOY'S HOSTEL FOR 100 STUDENTS (DIET, PTEC, CTE, BITE)			
DEPT.	BIHAR STATE EDUCATIONAL INFRASTRUCTURE DEVELOPMENT CORPORATION LTD. SHIKSHA BHAWAN, SAIDPUR, PATNA			
ARCHT. AND CONSULTANT	RANCHI DESIGN & CONSULTANCY SERVICES PVT. LTD. SOUTH OFFICE PARA, NEAR ST. XAVIER SCHOOL DORANDA, RANCHI-834002			
CHECKED & APPROVED	S.L. GOPE	FIRST FLOOR PLAN		
DESIGN BY	S.A.			
DRAWN BY	pradeep			
SIZE-	SCALE 1:75	DRG. NO.-RDCS/BSEIDC/0033/HOS/001	SHEET 2 OF 4	REV R=0



SCHEDULE OF DOORS & WINDOWS					
SL.NO.	TYPE	WIDTH	HEIGHT	NOS.	DESCRIPTION
1	D1	1200	2100	22	DOUBLE PANEL WOODEN DOOR
2	D2	750	2100	12	SINGLE PANEL WOODEN DOOR
3	W	1600	1200	4	STEEL FRAME GLAZED WINDOW
4	W1	1200	1200	16	STEEL FRAME GLAZED WINDOW
5	W2	1000	1200	32	STEEL FRAME GLAZED WINDOW
6	V	600	600	8	STEEL GLAZED VANTILATION
7	V1	1200	300	22	STEEL GLAZED VANTILATION
8	FGL	2200	2100	2	GLAZED VANTILATION

SECOND FLOOR PLAN
 AREA - 498.00 sqm (5358.48 sqft.)
 (SCALE 1:75)

*Drinking water provision done
 Tank of Sub
 11-7-12*

- NOTES:-
- ALL DIMENSIONS AND LEVELS ARE IN mm. & FIGURED DIMENSIONS SHALL BE FOLLOWED.
 - ±0.00 LEVEL CORRESPONDS TO PLINTH LEVEL(P.L.) OF BUILDING, WHICH IS 1050mm ABOVE FINISHED GROUND LEVEL(G.L.).

- ALL RCC WORK SHALL BE OF M25 GRADE CONCRETE.
- BRICKWORK SHALL BE WITH 100A BRICKS IN CEMENT MORTAR 1:6.

BIHAR STATE EDUCATIONAL INFRASTRUCTURE DEVELOPMENT CORPORATION LTD. SHIKSHA BHAWAN, SAIDPUR, PATNA				
<i>A Hoque</i> 11-7-12 ARCH. DMC BSEIDC, PATNA	<i>Pankaj Sub</i> 11-7-12 SENIOR (ARCH.) BSEIDC, PATNA	S.E. BSEIDC, PATNA	C.E. BSEIDC, PATNA	
PROJECT	PROPOSED CONSTRUCTION OF NEW BOY'S HOSTEL FOR 100 STUDENTS (DIET, PTEC, CTE, BITE)			
DEPT.	BIHAR STATE EDUCATIONAL INFRASTRUCTURE DEVELOPMENT CORPORATION LTD. SHIKSHA BHAWAN, SAIDPUR, PATNA			
ARCHT. AND CONSULTANT	RDCS RANCHI DESIGN & CONSULTANCY SERVICES PVT. LTD. SOUTH OFFICE PARA, NEAR ST. XAVIER SCHOOL DORANDA, RANCHI-834002			
CHECKED & APPROVED	S.L. GOPE	SECOND FLOOR PLAN		
DESIGN BY	S.A.			
DRAWN BY	pradeep			
SIZE-	SCALE 1:75	DRG. NO. - RDCS/BSEIDC/0033/HOS/001	SHEET 3 OF 4	
REV.	DESCRIPTION	DATE	BY	REV R=0